

## I Congresso AISO

# Il ruolo dell'Osteopatia nella Prevenzione Sanitaria

Bologna, 16-17 settembre 2023

# Profilo degli studenti di Osteopatia in Italia: un censimento trasversale

Giacomo Consorti MSc, DO, Pg.Cert. Edu, mROI

# PLOS ONE

## RESEARCH ARTICLE

# Osteopathy students profile in Italy: A cross sectional census

**Giacomo Consorti<sup>1</sup>, Donatella Bagagiolo<sup>2</sup>, Andrea Buscemi<sup>3,4</sup>, Luca Cicchitti<sup>5</sup>, Michela Persiani<sup>6\*</sup>, Andrea Bergna<sup>7,8</sup>, on behalf of OSA Group<sup>¶</sup>**

**1** Education Department of Osteopathy, ISO—Istituto Superiore di Osteopatia, Milan, Italy, **2** SSOI—Research Department, SSOI—Scuola Superiore di Osteopatia Italiana, Turin, Italy, **3** CSdOI—Centro Studi di Osteopatia Italiano, Catania, Italy, **4** Horus cooperativa sociale, Ragusa, Italy, **5** AIOT—Accademia Italiana Osteopatia Tradizionale, Pescara, Italy, **6** OSCE—Osteopathic Spine Center Education, Bologna, Italy, **7** SOMA—Istituto Osteopatia Milano, Milan, Italy, **8** AIISO—Associazione Italiana Scuole di Osteopatia, Pescara, Italy

**¶** Membership of the OSA group is provided in the Acknowledgments.

\* [ricerca@spine-center.it](mailto:ricerca@spine-center.it)



## Population and Regulation Overview

### Iceland

Population 376,000  
 Osteopaths in Total 8  
 Primary Health Care Yes  
 Title 'Osteopath' Protected Yes  
 Legislation based on CEN/WHO Benchmark No<sup>1</sup>

### United Kingdom

Population 68 million  
 Osteopaths in Total 5,500  
 Primary Health Care Yes  
 Title 'Osteopath' Protected Yes  
 Legislation based on CEN/WHO Benchmark No<sup>1</sup>

### France

Population 67 million  
 Osteopaths in Total 25,600  
 Primary Health Care No  
 Title 'Osteopath' Protected Yes  
 Legislation based on CEN/WHO Benchmark No<sup>1</sup>

### Switzerland

Population 8.6 million  
 Osteopaths in Total 1,300  
 Primary Health Care Yes  
 Title 'Osteopath' Protected Yes  
 Legislation based on CEN/WHO Benchmark No<sup>1</sup>

### Portugal

Population 10.1 million  
 Osteopaths in Total 2,050  
 Primary Health Care Yes  
 Title 'Osteopath' Protected Yes  
 Legislation based on CEN/WHO Benchmark No

<sup>1</sup> No - legislation passed prior to CEN publication

<sup>2</sup> No - CEN has been presented to the Ministry

<sup>3</sup> Not yet - Italy is in process of regulation

### Finland

Population 5.5 million  
 Osteopaths in Total 500  
 Primary Health Care Yes  
 Title 'Osteopath' Protected Yes  
 Legislation based on CEN/WHO Benchmark No<sup>1</sup>

### Norway

Population 5.5 million  
 Osteopaths in Total 500 approx  
 Primary Health Care Yes  
 Title 'Osteopath' Protected Yes  
 Legislation based on CEN/WHO Benchmark Yes

### Denmark

Population 5.8 million  
 Osteopaths in Total 320 approx  
 Primary Health Care Yes  
 Title 'Osteopath' Protected Yes  
 Legislation based on CEN/WHO Benchmark Yes

### Luxembourg

Population 636,000  
 Osteopaths in Total 250-300  
 Primary Health Care Yes  
 Title 'Osteopath' Protected Yes  
 Legislation based on CEN/WHO Benchmark Partly

### Liechtenstein

Population  
 Osteopaths in Total  
 Primary Health Care  
 Title 'Osteopath' Protected

### Malta

Population 500,000  
 Osteopaths in Total 26  
 Primary Health Care Yes  
 Title 'Osteopath' Protected Yes  
 Legislation based on CEN/WHO Benchmark No<sup>1</sup>

### Italy


Population 60.36 million  
 Osteopaths in Total 12,000  
 Primary Health Care Yes<sup>2</sup>  
 Title 'Osteopath' Protected Yes<sup>3</sup>  
 Legislation based on CEN/WHO Benchmark No<sup>2</sup>

### Cyprus

Population 650,000  
 Osteopaths in Total 18  
 Primary Health Care Yes  
 Title 'Osteopath' Protected Yes  
 Legislation based on CEN/WHO Benchmark Yes



- 114,425 DO
- 31.000 studenti
- Stima 20% di tutti i medici negli US entro il 2030





EN:16686

- T1:
  - Studenti con diploma scuola superiore
  - 4800 ore
  - 5 anni
  - 1000 ore di tirocinio
- T2:
  - Professionisti sanitari
  - 2000 ore
  - 5 anni
  - 1000 ore di tirocinio

Nessun esame di ammissione





## È aperto il secondo censimento osteopatico in Italia

**OPERA**  
 CENSIMENTO OSTEOPATI ITALIA 2023

**OPERA** è il censimento degli osteopati italiani.  
 Se sei un osteopata, partecipa anche tu!

Per info: <https://www.opera-project.org/projects/italy/opera@comecollaboration.org>



FONDAZIONE ONLUS  
**COME**  
CENTRE FOR OSTEOPATHIC MEDICINE COLLABORATION

#CONTIAMOCI #OPERA #COMECOLLABORATION


#CENSIMENTOSTEOPATITALIA #ROI

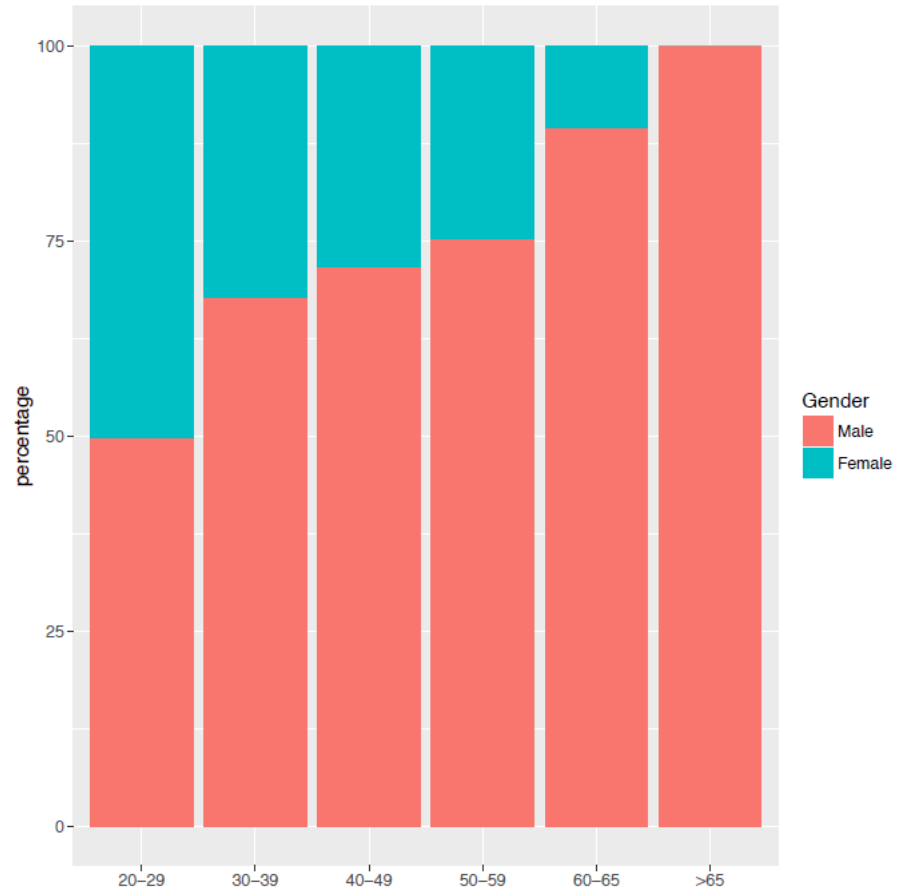
**Table 1. Geographical distribution.**


	North-west	North-east	Centre	South	Islands	Tot
National distribution	1,493 (31.00)	1,156 (24.00)	1,204 (25.00)	813 (16.88)	150 (3.12)	4816
Rate osteopaths/ 100.000 citizens	9.28	9.93	9.99	5.80	2.25	7.96
Rate macroregion/national	1.16	1.25	1.25	0.73	0.28	1.00

Values represents N(%)

<https://doi.org/10.1371/journal.pone.0211353.t001>







L'Osteopathy Students Analysis (OSA) è il primo censimento che mira a profilare gli studenti di osteopatia in Italia come popolazione target in termini di caratteristiche sociodemografiche, geografiche distribuzione, stato di salute e specifiche relative all'istruzione precedente e in corso.

## Criteri di inclusione OEI

Almeno 1 tra:

- 4800 ore di formazione
- 240 ECTS di cui 60 a livello EQF 7

## Criteri di esclusione OEI

- Solo provider corsi post-grad

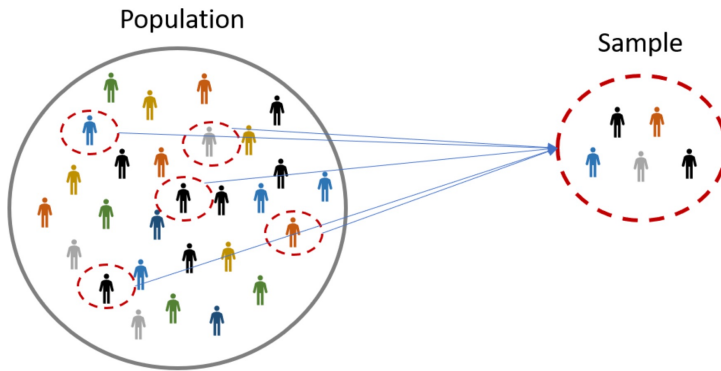
Studenti dall'anno  
accademico 19-20  
a tutti gli anni di  
corso successivi

Raccolta dati da 1  
ottobre 2019 a 31  
gennaio 2020



1. Caratteristiche sociodemografiche (11 item)
2. Distribuzione geografica (5 item)
3. Stato di salute (3 item)
4. Specifiche sulla formazione pregressa e attuale (16 item)

- Piattaforma online dedicata
- Non ammette double respondents
- GDPR compliant



Calcolo del sample size basato su stime derivate dai dati nei database delle scuole AISO → 7000 studenti

- Ipotesi di response rate 50%
- 95% di intervallo di confidenza con un 5% di margine di errore
- la stima di response rate per il presente studio è stata fissata tra il 45-55% →  $n = 3150-3850$

# Osteopathy Student Profile

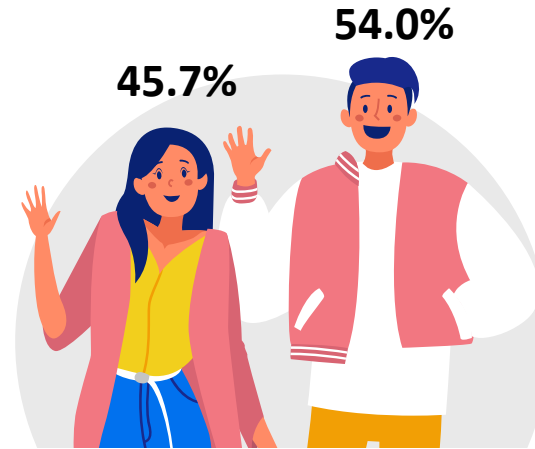


Table 1. Socio-demographic characteristics.

Parameter	N	%
Total	3762	100
<b>Gender</b>		
Woman	1721	45.7
Man	2030	54.0
Other	11	0.3

RESEARCH ARTICLE

Open Access



# An overview of osteopathy graduates' perceived preparedness at transition from educational environment to clinic environment one year after graduation: a cross sectional study

E. Luciani<sup>1,9†</sup>, G. Consorti<sup>1,6,8†\*</sup>, P. L. S. van Duijn<sup>2</sup>, O. Merdy<sup>4</sup>, C. Lunghi<sup>1,5</sup>, M. Petracca<sup>1,6</sup>, J. E. Esteves<sup>1,3,7</sup> and F. Cerritelli<sup>1</sup>



RESEARCH ARTICLE

## The Italian Osteopathic Practitioners Estimates and Rates (OPERA) study: A cross sectional survey

Francesco Cerritelli<sup>1\*</sup>, Patrick L. S. van Duijn<sup>2</sup>, Jorge E. Esteves<sup>3,4</sup>, Giacomo Consorti<sup>1,6</sup>, Paola Sciomachen<sup>5</sup>, Eleonora Lacorte<sup>5</sup>, Nicola Vanacore<sup>6</sup>, for the OPERA-IT Group<sup>8</sup>

<sup>1</sup> Clinical Human-based Research Department, Foundation COME Collaboration, Pescara, Italy, <sup>2</sup> Belgium National Centre, Foundation COME Collaboration, Mechelen, Belgium, <sup>3</sup> Gulf National Centre, Foundation COME Collaboration, Riyadh, KSA, <sup>4</sup> Instituto Piaget, Lisbon, Portugal, <sup>5</sup> Registro degli Osteopati d'Italia, Milan, Italy, <sup>6</sup> National Institute of Health, Rome, Italy

<sup>†</sup> Membership of the OPERA-IT group is provided in the Acknowledgments.

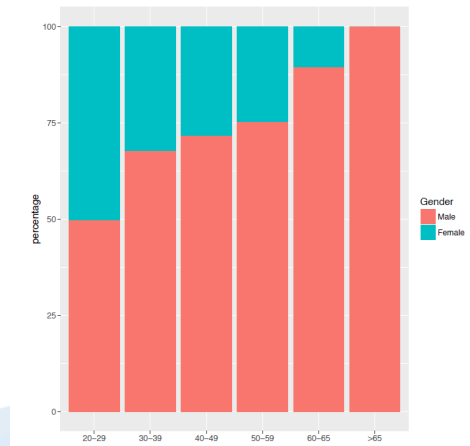
\* [fcerritelli@comecollaboration.org](mailto:fcerritelli@comecollaboration.org)

**Table 1** Demographic characteristics of the participants (chi square test)

Sample	Regulated (%)	Unregulated (%)	Total (%)
Male	67 (54.03)	29 (65.91)	96 (57.14)
Female	57 (45.97)	15 (34.09)	72 (42.86)
Total	124	44	168 (100)

**Table 2. Demographics of the general osteopathic population.**

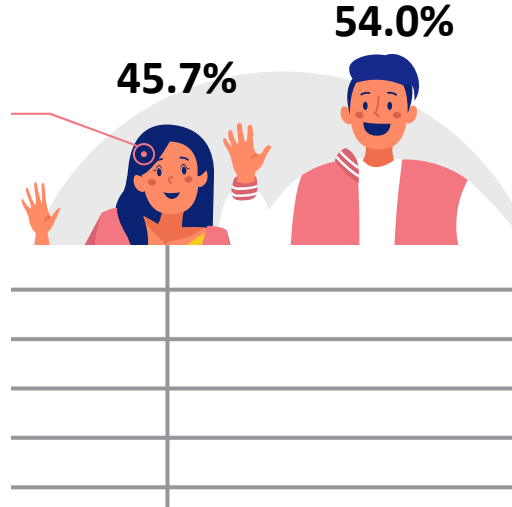
	N	%	
Gender	Female	1602	33.26
	Male	3214	66.74



# È difficile raggiungere obiettivi



## Addressing Diversity, Equity, and Inclusion in Osteopathic Medicine: Implications for Patient Care and Health Disparities



[About us](#) | [Contact us / Cysylltu â ni](#) | [FAQs](#) | [Complaints](#)

[Home](#) > [Current Students](#) > [Student Affairs](#) > [Diversity, Inclusion and Safety](#) > [Diversity and Inclusion](#)

## Diversity and Inclusion

- [Home](#)
- [Register search](#)
- [Standards](#)
- [Visiting an osteopath](#)
- [Training and reg](#)

You are at: [Home](#) > [About us](#) > [Our work](#) > [Equality, diversity and inclusion](#)

### Our work

- [Aims and vision](#)
- [Equality and diversity](#)
- [Equality, Diversity and Inclusion Pilot](#)
- [Strategic Plan](#)

### Equality, diversity and inclusion

The General Osteopathic Council is committed to promoting equity, valuing and embracing inclusivity throughout our work as a regulator, as a service provider and as an employer.

Our work is informed by our [Equality, Diversity and Inclusion Framework](#).

Under the [Equality Act 2010](#) we are subject to the 'general equality duty' that applies to all bodies exercising public functions.



- [Become a Doctor](#)
- [Medical Education](#)
- [Residency & GME](#)
- [News & Research](#)
- [Policy](#)

[Home](#) / [Medical Education](#) / [Councils and Committees](#) / [Council on Diversity and Equity](#)

# Council on Diversity and Equity

# Osteopathy Student Profile

Table 3. Geographical distribution.

Region	Region of birth		Region of residence		Region of education	
	N	%	N	%	N	%
Abruzzo	146	3.81	161	4.32	263	7.06
Basilicata	22	0.59	20	0.54	1	0.03
Calabria	47	1.15	37	0.99	5	0.13
Campania	143	3.74	121	3.25	78	2.09
Emilia	367	9.75	394	10.57	487	13.07
Friuli	50	1.34	43	1.15	37	0.78
Lazio	724	19.43	777	20.85	921	24.72
Liguria	30	0.81	28	0.75	8	0.21
Lombardia	966	25.93	1015	27.24	1179	31.64
Marche	138	3.70	141	3.78	71	1.80
Molise	16	0.43	18	0.48	5	0.13
Piemonte	218	5.74	228	6.12	200	5.16
Puglia	255	6.74	221	5.93	152	4.08
Sardegna	24	0.64	18	0.48	3	0.08
Sicilia	183	4.81	175	4.70	137	3.57
Toscana	104	2.78	108	2.90	71	1.80
Trentino	17	0.46	17	0.46	1	0.03
Umbria	34	0.81	27	0.72	8	0.11
Valle d'Aosta	10	0.27	12	0.32	2	0.05
Veneto	176	4.61	191	5.13	128	3.33
Foreign	92	2.46	10	0.27	5	0.13

# Osteopathy Student Profile



**Rapporti ISTISAN**

13/5



Studio HBSC-Italia  
(Health Behaviour in School-aged Children):  
rapporto sui dati 2010



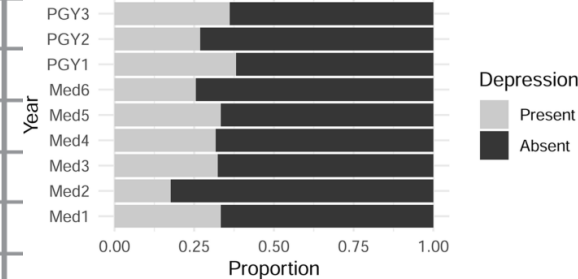
A cura di  
F. Cavallo, M. Giacchi, A. Vieno,  
D. Galeone, A. Tomba, A. Lamberti,  
P. Nardone e S. Andreozzi

www.iss.it

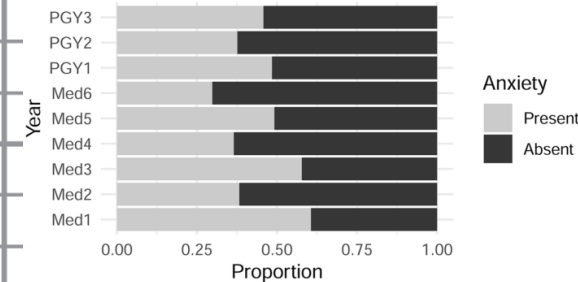
	N
	7
	45
	392
	1864
	1454
	40
	21
	22
	267
	61
Endocrine System	139
Respiratory System	88
None	2996
Other	244

Pohkrel et al., 2020

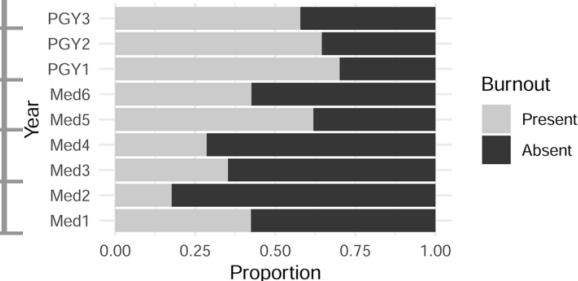
a Depression by years of medical school



b Anxiety by years of medical school



c Burnout by years of medical school



# Osteopathy Student Profile

Table 5. Education.

Parameter	N	%
<b>Curriculum</b>		
T1	1754	46.6
T2	2008	53.4
<b>Academic title</b>		
BSc	2000	53.2
MSc	349	9.3
PhD	21	0.6
None	1392	36.9
<b>Actual academic year</b>		
1	721	19.2
2	738	19.5
3	632	16.8
	646	17.2
	639	17
	386	10.3



Grazie